



LOCK BOXES AND ACCESSORIES



1400

1401

1402

Lock Boxes



Transformer Box



automatically
activates the gate or door when padlock is removed and lock box opened



mounting
lock boxes can be surface or post mounted



key inside
box can store a key inside



knox pad lock
fire department padlock box accepts Knox pad lock

POSTAL AND FIRE DEPARTMENT LOCK BOXES

- 1402 accepts standard postal key
- 1401 Fire Dept box accepts the Knox 3501 key switch
- 1400 accepts a fire dept padlock or any standard padlock

AUXILIARY TRANSFORMER BOX

- Lockable transformer box
- Holds up to four 20 VA transformers
- Indoor or outdoor use
- ETL Listed

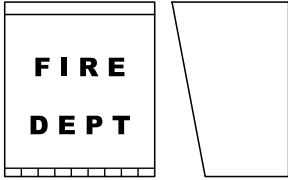
FEATURES

ACCESS CONTROL SOLUTIONS



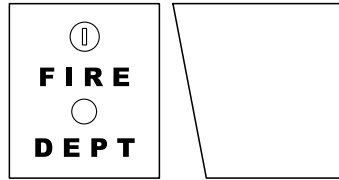


Postal and Fire Department lock boxes provide a convenient method to allow postal workers and Fire Department personnel access into a property through an automated gate system. The 1200 transformer box is a great way to provide a power source for accessory transformers used with access control systems.



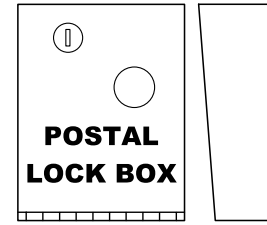
1400

5.375" H x 4.5" W x 3.675" D
136.5mm H x 114.3mm W x 93.3mm D



1401

5.375" H x 4.5" W x 5.375" D
136.5mm H x 114.3mm W x 136.5mm D



1402

6.5" H x 5" W x 2.375" D
165.1mm H x 127mm W x 60.3mm D

Lock Boxes

1400

- Access door has a hole for a standard padlock and accepts Fire Department pad lock
- Gate opens automatically when lock is removed and door is open
- Holds gate open until door is closed and lock is replaced
- Ample room inside for additional access control devices or keys
- Blank label inside door provides space for written instructions
- 14-gauge steel painted bright red
- Built-in micro-switch for gate/door activation

1401

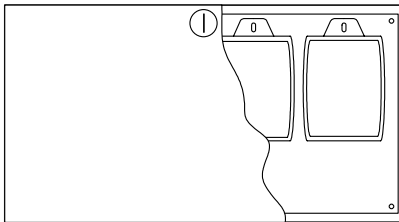
- Designed to accept the Knox 3501 key switch used by Fire Departments throughout the country
- Ample room inside for additional access control devices or keys
- 14-gauge steel
- Faceplate is painted bright red, enclosure is painted black

1402

- Designed to accept the standard postal key lock
- Postal lock can be installed so that it activates a gate or door; or can be installed to open the access door of the 1402 to obtain an access control device or keys
- 14-gauge steel painted postal blue
- Built-in micro-switch for gate/door activation

Mounting

Lock boxes can be surface or post mount



1200-080

6" H x 11.125" W x 4.5" D (154mm H x 282.5mm W x 114.3mm D)

Auxiliary Transformer Box

- Lockable transformer box
- Indoor or outdoor use
- Holds up to four 20 VA transformers
- ETL Listed

Distributed by:

DOORKING, INC.

120 Glasgow Avenue, Inglewood, California 90301 U.S.A. Tel: 310-645-0023 FAX: 310-641-1586 www.doorking.com

© 2011 All Rights Reserved. Product specifications may change without notice. Rev. 2/11

MEMBER:

